



ANGELIK

By antonee

ICE BIN

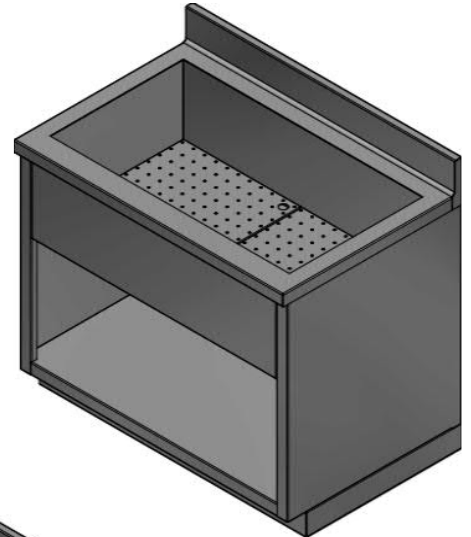
IB

SPECIFICATIONS:

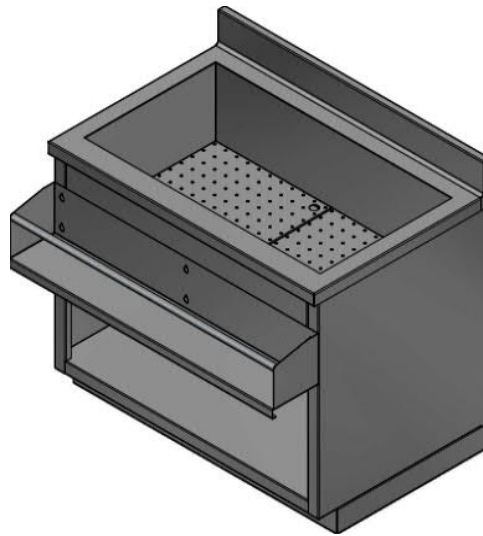
- ALL STAINLESS STEEL 304 #4 WELDED AND POLISHED CONSTRUCTION.
- 4" BACKSPLASH, UP ON A RADIUS, END CAPS FULLY WELDED AND POLISHED
- INTEGRALLY WELDED TO TOP ICE BIN WITH DRAIN AND 1" THICK INSULATION
- PERFORATED FALSE BOTTOM
- CABINET BASE WITH SOLID KICKPLATE

OPTIONS

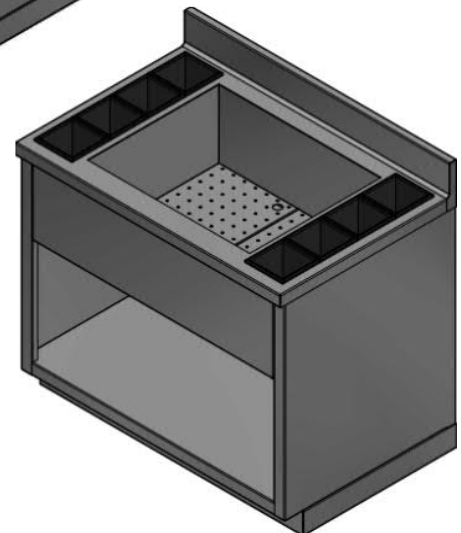
- SEALED IN COLD PLATE, 7 CIRCUITS (-CP7)
- POP GUN HOSE BOX/OPENING (-PG)
- STANDARD SPEED RAIL (-SR)
- OVERSIZED SPEED RAIL (-OSR)
- SPEED RAIL, ROUND ENDS (-RSR)
- INSERT RAIL TO HOLD CONDIMENT INSERTS (-IR)
- BOTTLE HOLDER, OUTSIDE OF ICE BIN (-BH)
- STAINLESS STEEL BOTTLE INSERT (-SBH)
- SELF STANDING SEPARATOR (-SSS)
- DOOR (-D)
- ADJUSTABLE MID SHELF (-MS)
- MARINE EDGES (-ME)



IB



IB-SR



IB-BH

