



ANGELIK

By antonee

BAR DIE WALL

BDW

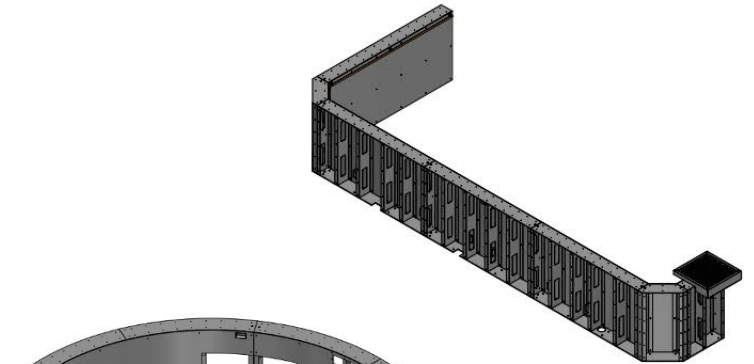
SPECIFICATIONS:

- 1/4" STAINLESS STEEL BOTTOM AND TOP PLATE.
- 18GA STAINLESS STUDS EVERY $\pm 16"$ SLOTTED TO ALLOW PASSAGE OF SERVICES.
- ALL WELDED ASSEMBLY BROKEN IN SECTIONS FOR SHIPPING AND ACCESS. MECHANICAL JOINT WHERE NEEDED.
- STAINLESS CLADDING ON INSIDE WHERE VISIBLE. TOP AND FRONT FINISH BY OTHER.
- GALVANIZED TEMPLATE INCLUDED TO MARK UP WALL LOCATION ON SITE. TEMPLATE CAN ALSO BE SENT BACK TO ANGELIK TO ALLOW US TO CUT BASE PLATE FOR ROUGH-IN PENETRATIONS.

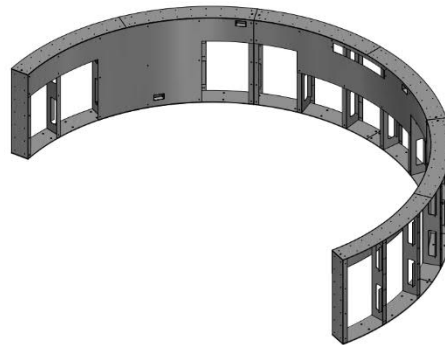
OPTIONS:

- LED LIGHT (-LED)
- PROVISION FOR RECEPTACLE BOXES ON THE INSIDE
- WIRING & PLUMBING DONE BEFORE SHIPPING
- TOP AND FRONT FINISHES BY ANGELIK

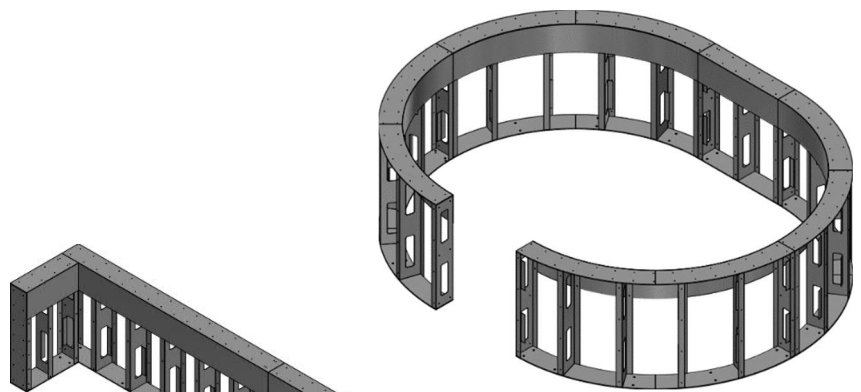
THIS BAR DIE WALL WILL HELP YOU SAVE TIME AND MONEY ON INSTALLATION!
COMPUTER 3D SOFTWARE FITTING ASSURES US A PERFECT FIT BETWEEN CABINETRY AND WALL IF BOTH DONE BY ANGELIK.
TOP PLATE AND STUD PRE-DRILLED TO SCREW MILLWORK FINISHES.



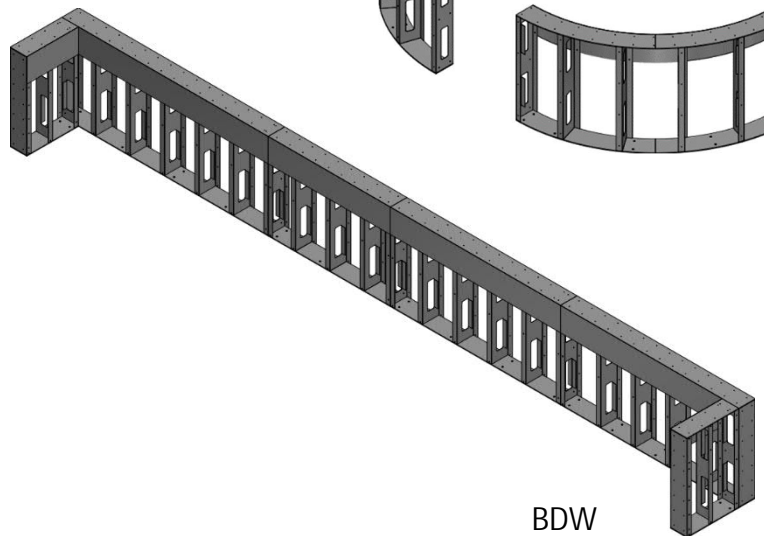
BDW



BDW



BDW



BDW



BAR DIE WALL

BDW

A- NUMBERED SECTIONS TO FACILATE ASSEMBLY

B- SECTION OF THE OPENING MATERIAL BENT TO ACT AS BACKING TO AFFIX MECHANICAL AND ELECTRICAL SERVICES

C- PRE-DRILLED HOLES TO AFFIX TOP AND FRONT FINISHES

D- STAINLESS STEEL INSIDE CLADDING WHERE VISIBLE

E- PRE-CUT BOTTOM PLATE FOR SERVICE CORING AND ANCHORING

F- SLOTTED STUDS

